



















US Steel and Aluminium Tariffs: Who Will Pay the Most for America First?

Estimated yearly losses for exporting countries in millions of USD once the **US imposes import tariffs** on steel (25%) and aluminium (10%)

		Aluminium	Steel	Total
	Brazil	17.4	633.8	651.2
	Russia	159.4	400.3	559.7
	China	355.9	198.2	554.2
	South Korea	21.7	531.5	553.2
	Japan	26.1	379.9	405.9
	Germany	62.1	321.2	383.3
	Turkey	4.3	273.0	277.3
	Taiwan	19.0	253.3	272.3
	Netherlands	6.2	169.8	176.0
	UK	14.7	151.9	166.6
	Sweden	6.0	155.0	160.9
	Italy	24.0	132.1	156.1
	France	30.9	124.8	155.7
	India	24.5	83.7	108.2
	Belgium	7.2	67.4	74.6
	Austria	21.5	52.7	74.2
	Australia	7.6	66.5	74.1
	Spain	6.0	56.7	62.8
	Canada*	-	-	-
	Mexico*	-	-	-

* Exempted from the new tariffs (March 8)
Sources: Euler Hermes, ICT, World Bank
© Copyright Euler Hermes 09/March/2018